

How To Create An Online Account

Step 1

Visit www.socialsecurity.gov/myaccount and select:



Step 2

Select "Create An Account."

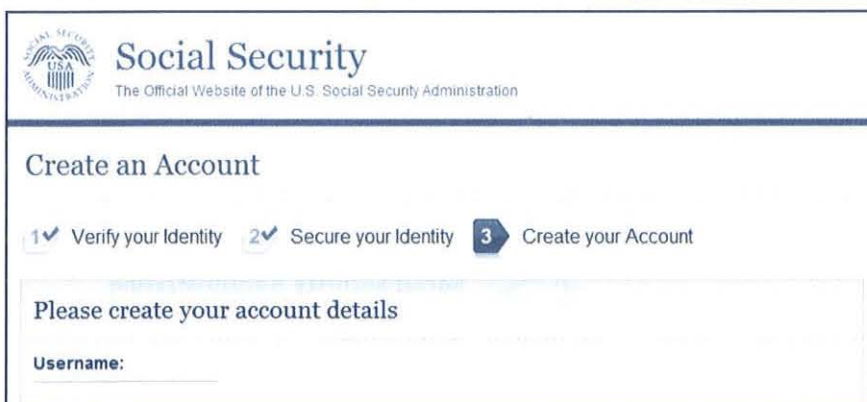
To create a **my Social Security** account, you must be at least 18 years old and have:

- A valid E-mail address;
- A Social Security number; and
- A U.S. mailing address.



Step 3

Provide some personal information to verify your identity.



Step 4

Choose a username and password to create your account.

After you create a **my Social Security** account, you can access your *Social Security Statement* to check your earnings and get your benefit estimates.

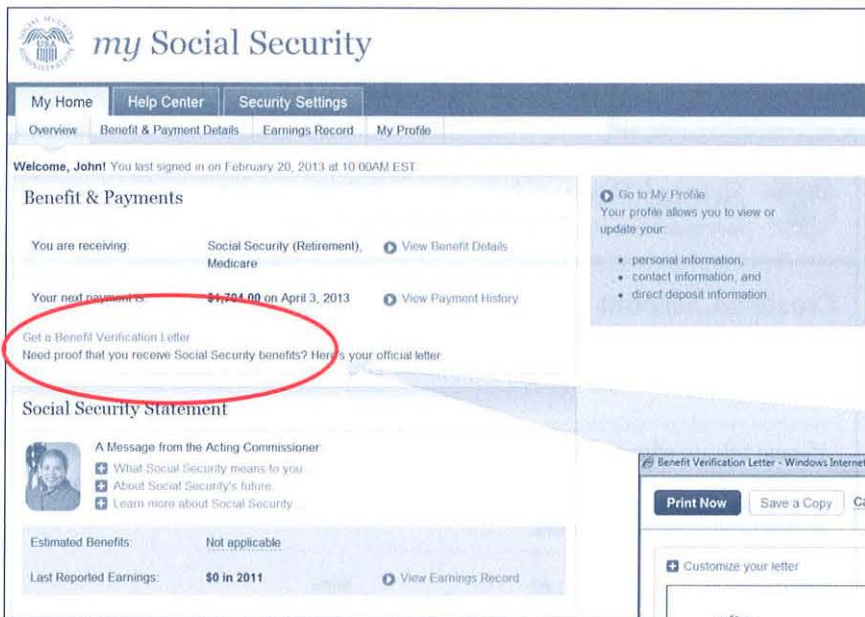
If you receive benefits, you also can:

- Change your address and phone number;
- Start or change your direct deposit; and
- Get your benefit verification letter.

How To Get Your Benefit Verification Letter

You can use your benefit verification letter as proof of your:

- Income when you apply for a loan or mortgage, assisted housing or other state or local benefits;
- Current Medicare health insurance coverage;
- Retirement or disability status; and
- Age.




To get your benefit verification letter:

- Sign into your account; and
- Select "Get a Benefit Verification Letter."

Your letter will be displayed and you may print it or save it for later use.



Social Security Administration
SSA Publication No. 05-10540
ICN 459261
Unit of Issue - HD (one hundred)
March 2013 (Recycle prior editions)

 Printed on recycled paper